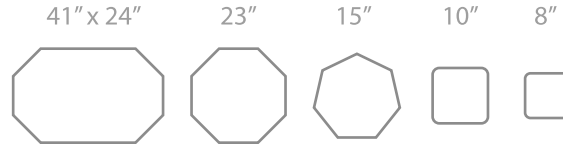


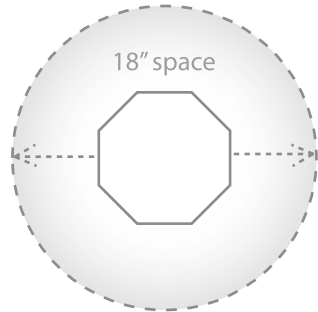
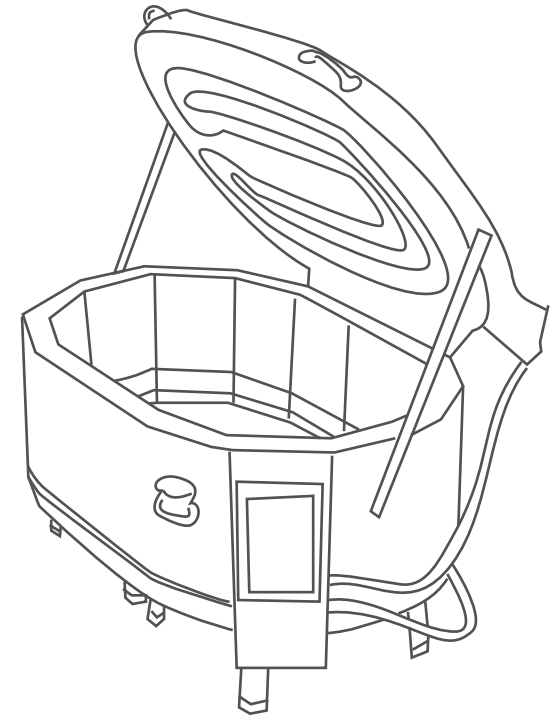
Find Your Kiln



Kiln Size

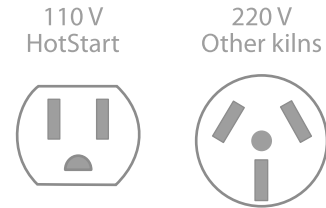
The larger the kiln, the more options you have to be creative. You can fire more pieces with a larger kiln saving time and money with less firings.

When do you plan to buy your next kiln? If it's a long time, then buy a kiln that you can grow into. A smaller kiln may serve your purposes now, but what happens when your interest expands and so does the size of your projects?



Work Space

How much room do you have to set up your kiln? It's easy to measure how much room you will need. Just take the measurements of the kilns and add 18" on all sides. That number will be the minimum space you will need to operate your kiln.



Electrical

Our Skutt HotStart Pro kiln can plug into any standard wall socket (United States) and you're ready to go. All the rest of the kilns require a special electrical outlet be run from your breaker box. That type of outlet is 220V and requires a licensed electrician to run. Once the installation is completed you can look forward to running kilns of any shapes and sizes.